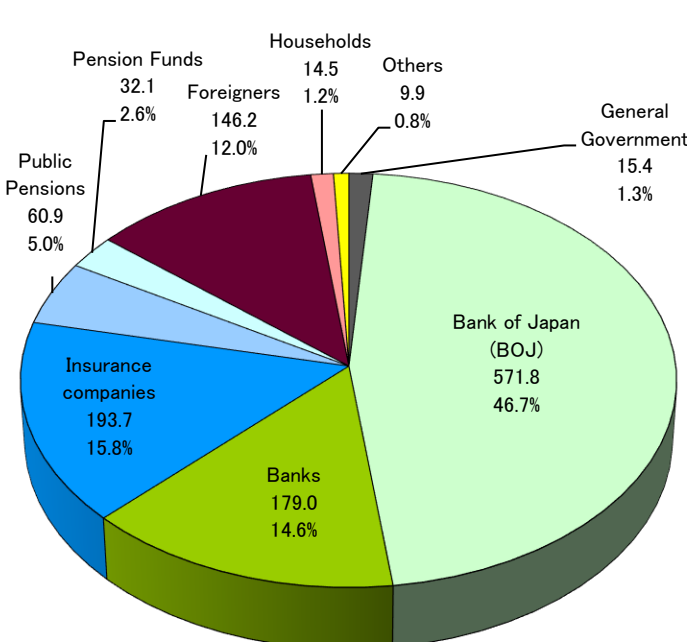
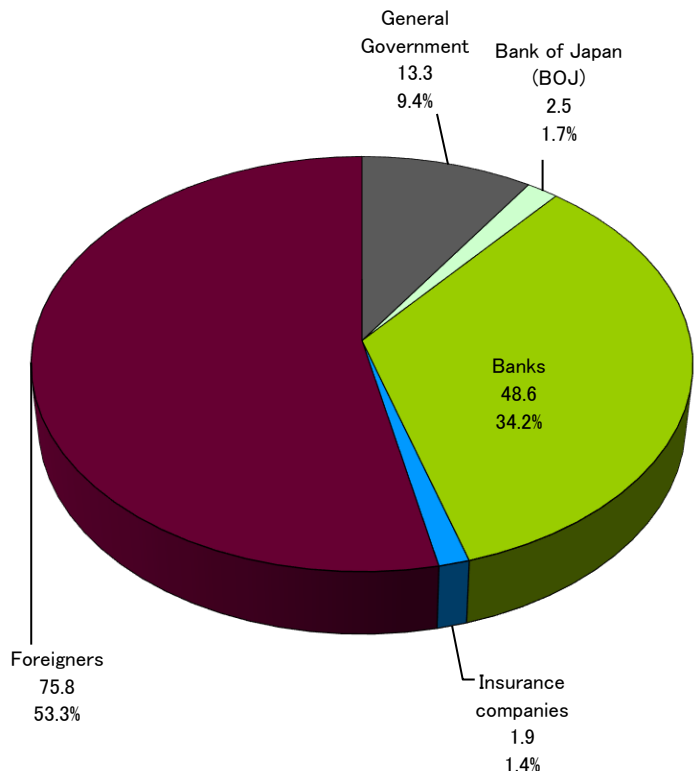
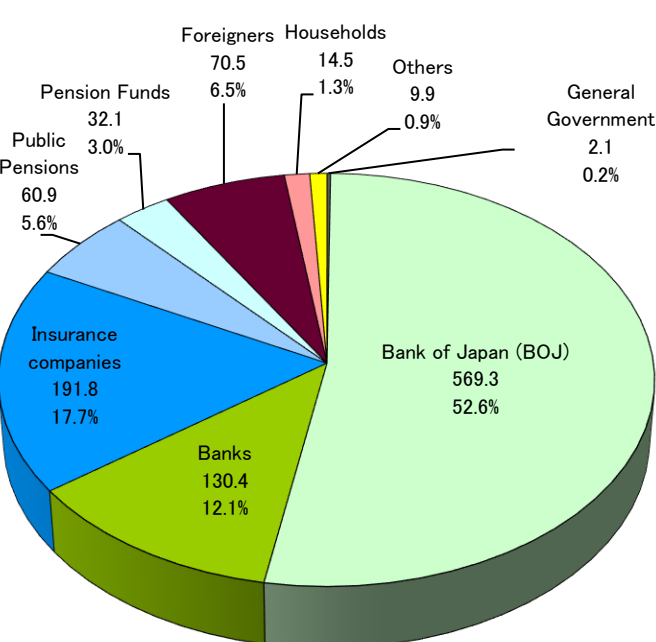


# Breakdown by JGB and T-Bill Holders (Sep. 2024, Preliminary Figures)

**JGB Holders**  
Total 1,081.5 trillion yen

**T-Bill Holders**  
Total 142.1 trillion yen

**JGB and T-Bill Holders**  
Total 1,223.6 trillion yen



(Unit: trillion yen)

Source: Bank of Japan “Flow of Funds Accounts (Preliminary Figures)”(December 18, 2024)

Note1 : “JGB” includes “FILP Bonds.”

Note2 : “Banks” includes “Japan Post Bank,” “Securities investment trusts,” “Securities companies,” etc.

Note3 : “Insurance companies” includes “Life insurance,” “Nonlife insurance,” and “Mutual aid insurance.”

Note4 : “General Government” excludes “Public Pensions.”