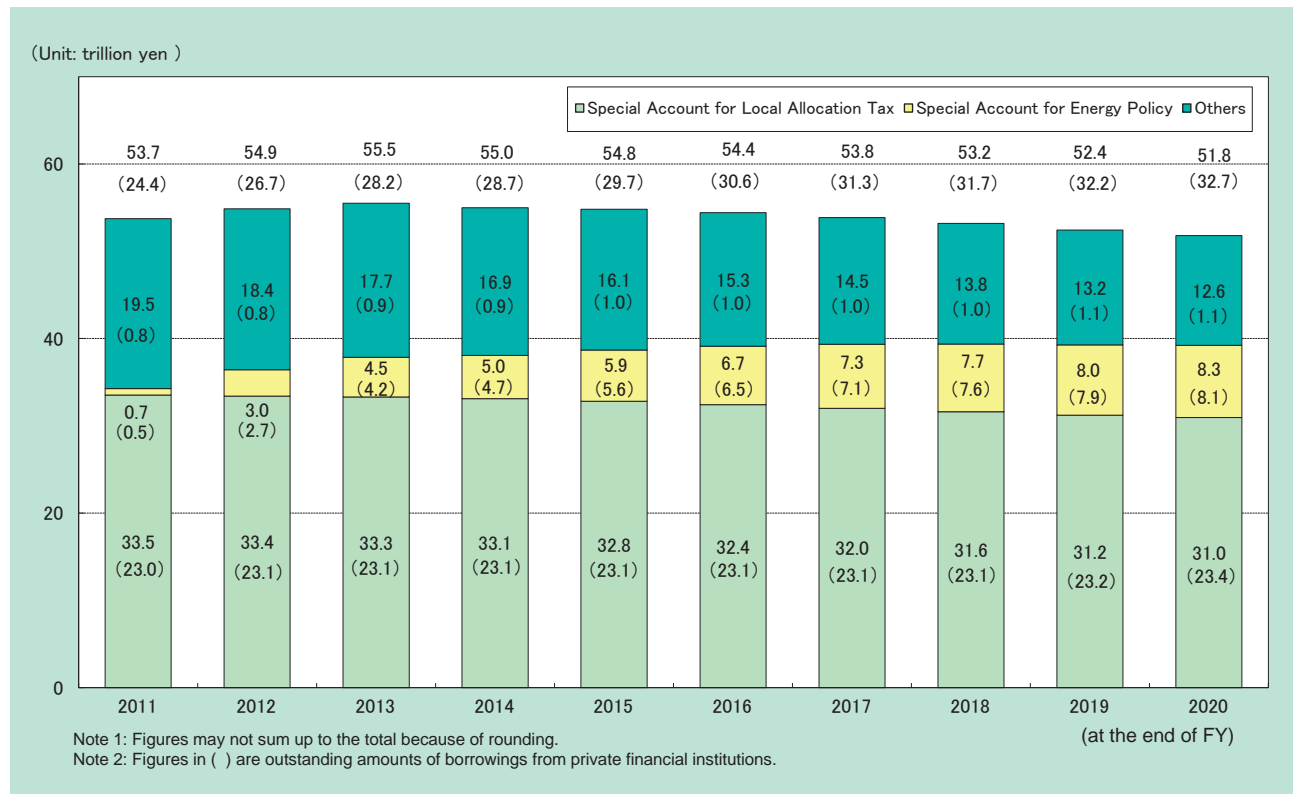


## 2 Borrowings

### (1) Outstanding Amount of Borrowings



### (2) Outstanding Amount of Borrowings-Breakdown by the Types of Account (as of the end of FY2020)

(Unit: billion yen)

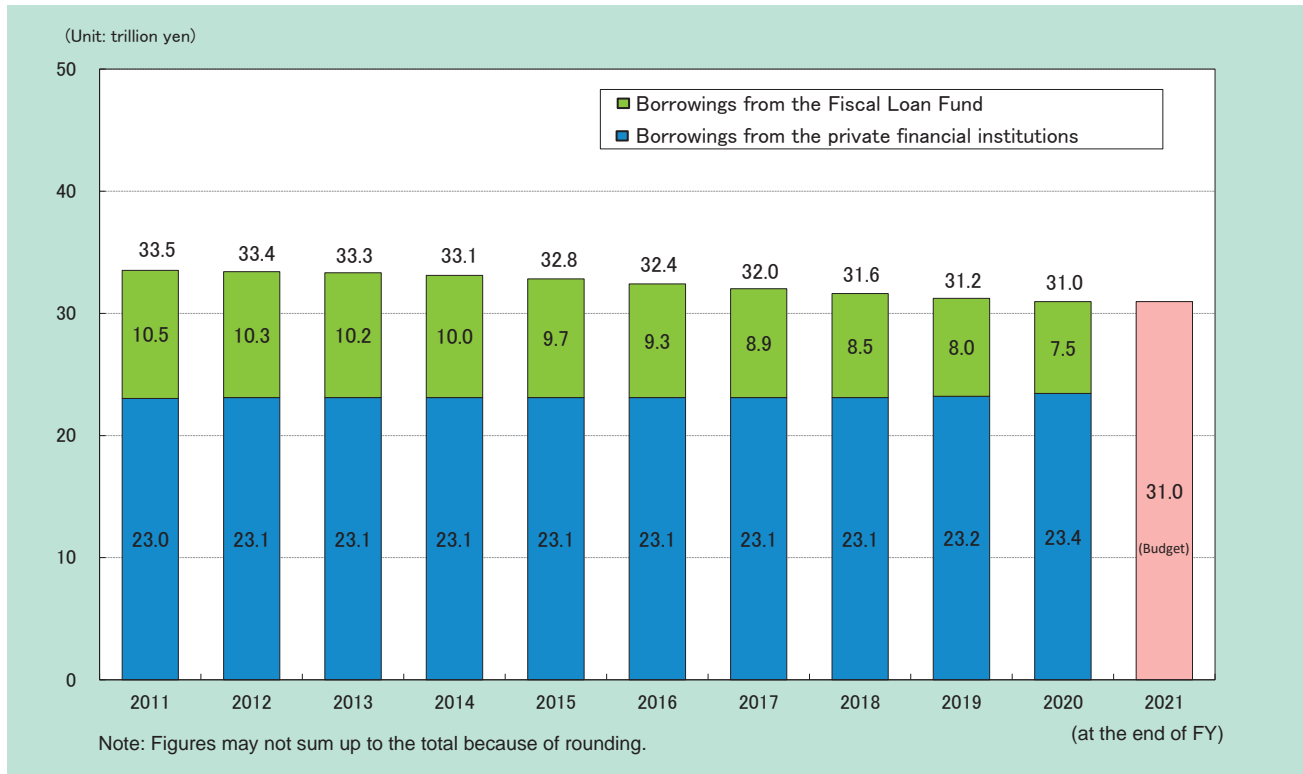
Name of Account	End of FY2019	End of FY2020	Creditor		
			Fiscal Loan Fund	Financial Institutions	Others
General Account <sup>1)</sup>	10,001.3	9,408.6	9,367.2	—	41.4
Former Temporary Military Expenditure	41.4	41.4	—	—	41.4
Allotment of Local Allocation Tax and Local Transfer Tax	9,926.0	9,342.1	9,342.1	—	—
Former Government-Operated Land Improvement Project	2.6	—	—	—	—
Former National Centers for Advanced and Specialized Medical Care	31.3	25.1	25.1	—	—
SA for Allotment of Local Allocation Tax and Local Transfer Tax	31,232.3	30,962.3	7,516.8	23,445.5	—
SA for Energy Policy	8,032.2	8,264.9	115.0	8,149.9	—
SA for Pension	1,452.4	1,446.6	1,446.6	—	—
SA for Stable Food Supply	35.3	30.1	30.1	—	—
SA for National Forest Debt Management	1,186.6	1,165.5	77.8	1,087.7	—
SA for Motor Vehicle Safety	496.4	515.3	377.2	—	<sup>2)</sup> 138.0
<b>Total</b>	<b>52,436.4</b>	<b>51,793.3</b>	<b>18,930.7</b>	<b>32,683.1</b>	<b>179.5</b>

Note 1: For breakdown of the General Account, "Former Temporary Military Expenditure"(41.4) arise from the former Special Account for Temporary Military Expenditure. For "Allotment of Local Allocation Tax and Local Transfer Tax" (9,342.1), "Former Government-Operated Land Improvement Project" and "Former National Centers for Advanced and Specialized Medical Care" (25.1), part of the debt of "Special Account for Allotment of Local Allocation Tax and Local Transfer Tax" (April 2007), the debt of "Special Account for Government-Operated Land Improvement Project" (April 2008), and part of the debt of "Special Account for National Centers for Advanced and Specialized Medical Care" (April 2010) were attributed to the General Account, respectively.

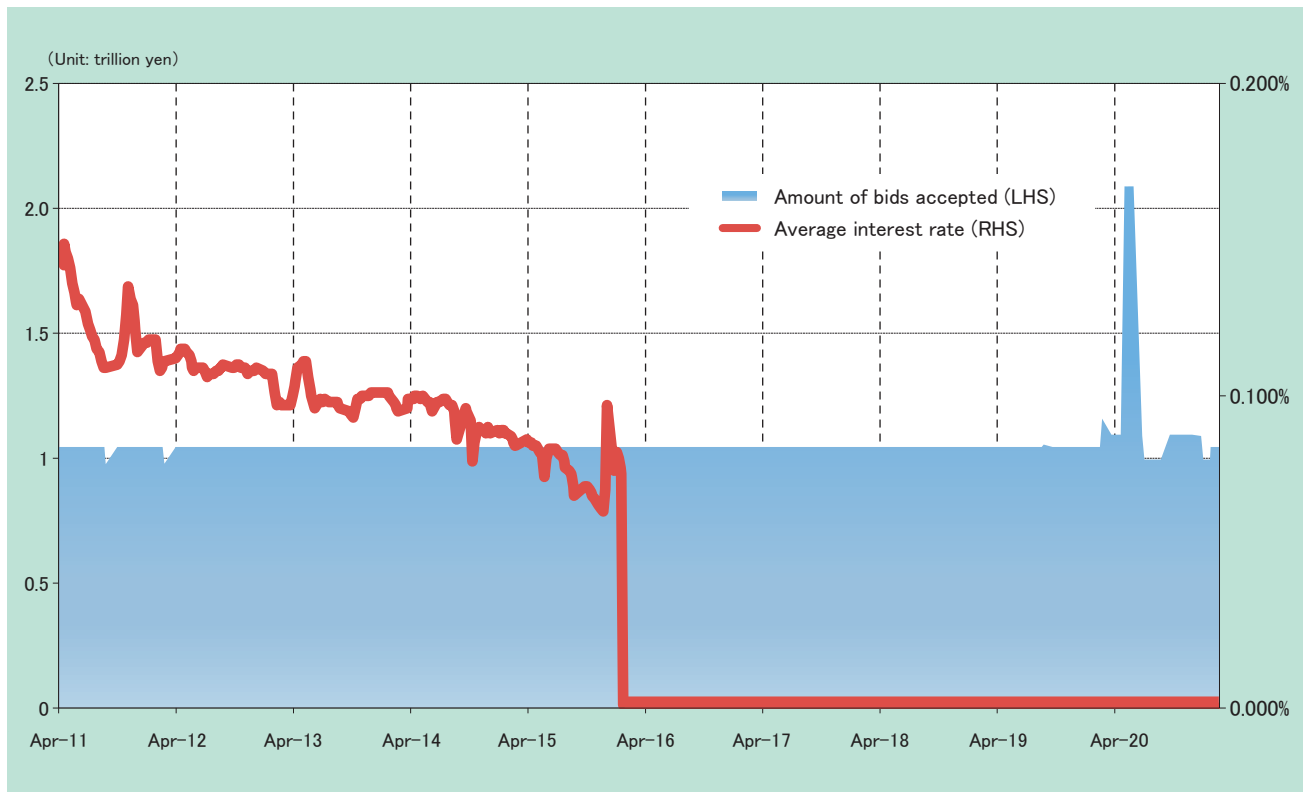
Note 2: These loans were made from local governments.

Note 3: Figures may not sum up to the total because of rounding.

**(3) Outstanding Amount of Borrowings of the Special Account for Local Allocation Tax**



**(4) Amount of Bids Accepted and Average Interest Rate at Each Auction by the Special Account for Local Allocation Tax**



## (5) Auction Results of the Borrowings of the Special Account for Local Allocation Tax in FY2020

Auction Date	Borrowing Date	Maturity Date	Amount of Competitive Bids (billion yen)	Amount of Bids Accepted (billion yen)	Average Interest Rate	Highest Interest Rate
4/2/20	4/10/20	10/9/20	26,287.1	1,100.013	0.000%	0.000%
4/8/20	4/17/20	10/16/20	24,985.1	1,100.024	0.000%	0.000%
4/16/20	4/24/20	10/23/20	24,479.7	1,100.002	0.000%	0.000%
4/22/20	5/7/20	11/5/20	22,935.9	1,100.001	0.000%	0.000%
4/24/20	5/8/20	11/9/20	23,105.4	1,100.003	0.000%	0.000%
5/1/20	5/15/20	11/13/20	23,159.7	1,100.000	0.000%	0.000%
5/13/20	5/22/20	11/19/20	29,168.0	2,100.014	0.000%	0.000%
5/21/20	5/29/20	11/30/20	27,392.1	2,100.016	0.000%	0.000%
5/26/20	6/3/20	12/3/20	28,704.3	2,100.011	0.000%	0.000%
6/4/20	6/12/20	12/11/20	34,437.3	2,100.004	0.000%	0.000%
6/10/20	6/19/20	12/18/20	48,257.7	2,100.005	0.000%	0.000%
7/7/20	7/17/20	1/15/21	35,037.5	1,095.014	0.000%	0.000%
7/14/20	7/27/20	1/22/21	30,295.9	1,000.026	0.000%	0.000%
7/17/20	7/29/20	1/26/21	32,095.4	1,000.020	0.000%	0.000%
7/21/20	7/31/20	1/29/21	33,264.6	1,000.026	0.000%	0.000%
7/30/20	8/7/20	2/5/21	33,431.4	1,000.023	0.000%	0.000%
8/5/20	8/14/20	2/12/21	34,470.5	1,000.013	0.000%	0.000%
8/12/20	8/21/20	2/18/21	32,320.2	1,000.011	0.000%	0.000%
8/21/20	8/31/20	3/2/21	30,171.3	1,000.021	0.000%	0.000%
8/25/20	9/2/20	3/5/21	29,335.0	1,000.024	0.000%	0.000%
8/27/20	9/4/20	3/9/21	28,036.8	1,000.008	0.000%	0.000%
9/3/20	9/11/20	3/12/21	29,113.2	1,000.000	0.000%	0.000%
10/1/20	10/9/20	4/9/21	26,277.6	1,100.019	0.000%	0.000%
10/7/20	10/16/20	4/16/21	32,339.3	1,100.000	0.000%	0.000%
10/15/20	10/23/20	4/23/21	35,197.9	1,100.021	0.000%	0.000%
10/23/20	11/5/20	5/7/21	35,238.5	1,100.015	0.000%	0.000%
10/28/20	11/9/20	5/11/21	37,064.3	1,100.062	0.000%	0.000%
11/5/20	11/13/20	5/14/21	31,521.5	1,100.012	0.000%	0.000%
11/11/20	11/19/20	5/21/21	30,936.7	1,100.019	0.000%	0.000%
11/19/20	11/30/20	5/31/21	38,423.1	1,100.047	0.000%	0.000%
11/25/20	12/3/20	6/2/21	34,076.4	1,100.008	0.000%	0.000%
12/3/20	12/11/20	6/11/21	39,218.0	1,100.058	0.000%	0.000%
12/9/20	12/18/20	6/18/21	39,836.0	1,100.010	0.000%	0.000%
1/6/21	1/15/21	7/16/21	34,674.2	1,095.003	0.000%	0.000%
1/13/21	1/22/21	7/26/21	31,923.2	1,000.020	0.000%	0.000%
1/15/21	1/26/21	7/28/21	37,144.1	1,000.020	0.000%	0.000%
1/20/21	1/29/21	7/30/21	37,398.4	1,000.028	0.000%	0.000%
1/28/21	2/5/21	8/6/21	35,675.1	1,000.033	0.000%	0.000%
2/3/21	2/12/21	8/13/21	36,775.2	1,000.020	0.000%	0.000%
2/5/21	2/18/21	8/20/21	36,118.2	1,050.004	0.000%	0.000%
2/18/21	3/2/21	8/31/21	36,814.7	1,050.017	0.000%	0.000%
2/25/21	3/5/21	9/2/21	35,926.0	1,050.026	0.000%	0.000%
3/2/21	3/9/21	9/7/21	35,471.8	1,050.028	0.000%	0.000%
3/4/21	3/12/21	9/10/21	37,183.3	1,050.050	0.000%	0.000%

**(6) Auction Results of the Borrowings of the Special Account for the National Forest Debt Management in FY2020**

Auction Date	Borrowing Date	Maturity Date	Amount of Competitive Bids (billion yen)	Amount of Bids Accepted (billion yen)	Average Interest Rate	Highest Interest Rate
5/15/20	5/25/20	5/25/25	241.5	63.800	0.000%	0.000%
8/14/20	8/25/20	8/25/25	339.0	96.300	0.000%	0.000%
11/17/20	11/25/20	11/25/25	479.6	85.900	0.000%	0.000%
2/16/21	2/25/21	2/25/26	625.5	95.900	0.000%	0.000%

**(7) Auction Results of the Borrowings of the Special Account for Energy Policy in FY2020**

Auction Date	Borrowing Date	Maturity Date	Amount of Competitive Bids (billion yen)	Amount of Bids Accepted (billion yen)	Average Interest Rate	Highest Interest Rate
4/10/20	4/20/20	4/20/21	13,080.0	849.999	0.000%	0.000%
5/8/20	5/20/20	5/20/21	12,290.0	799.986	0.000%	0.000%
6/12/20	6/22/20	6/21/21	17,250.0	749.983	0.000%	0.000%
7/10/20	7/20/20	7/20/21	18,829.1	749.999	0.000%	0.000%
8/7/20	8/20/20	8/20/21	16,629.6	699.987	0.000%	0.000%
9/10/20	9/23/20	9/21/21	13,609.9	599.992	0.000%	0.000%
10/9/20	10/20/20	10/20/21	16,840.2	699.998	0.000%	0.000%
11/13/20	11/20/20	11/22/21	16,881.5	649.990	0.000%	0.000%
12/11/20	12/21/20	12/20/21	15,543.7	599.987	0.000%	0.000%
1/8/21	1/20/21	1/20/22	14,931.2	549.985	0.000%	0.000%
2/10/21	2/22/21	2/21/22	14,761.0	549.995	0.000%	0.000%
3/12/21	3/22/21	3/22/22	17,425.4	649.994	0.000%	0.000%