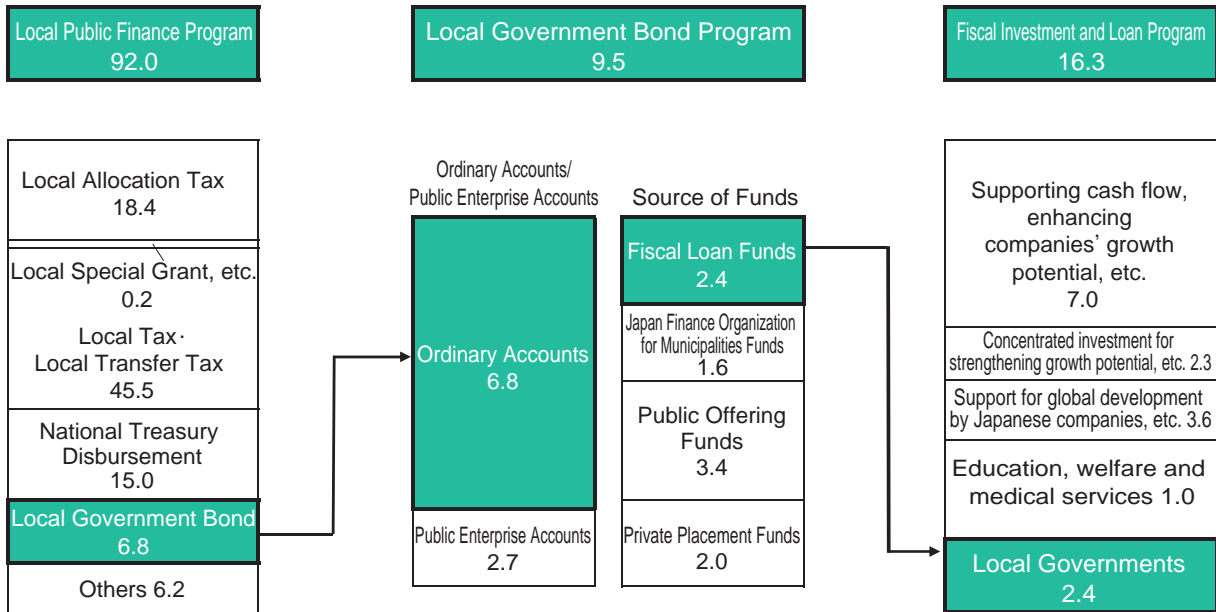


Chapter 3 Other Public Debt

1 Local Government Bonds (LGBs)

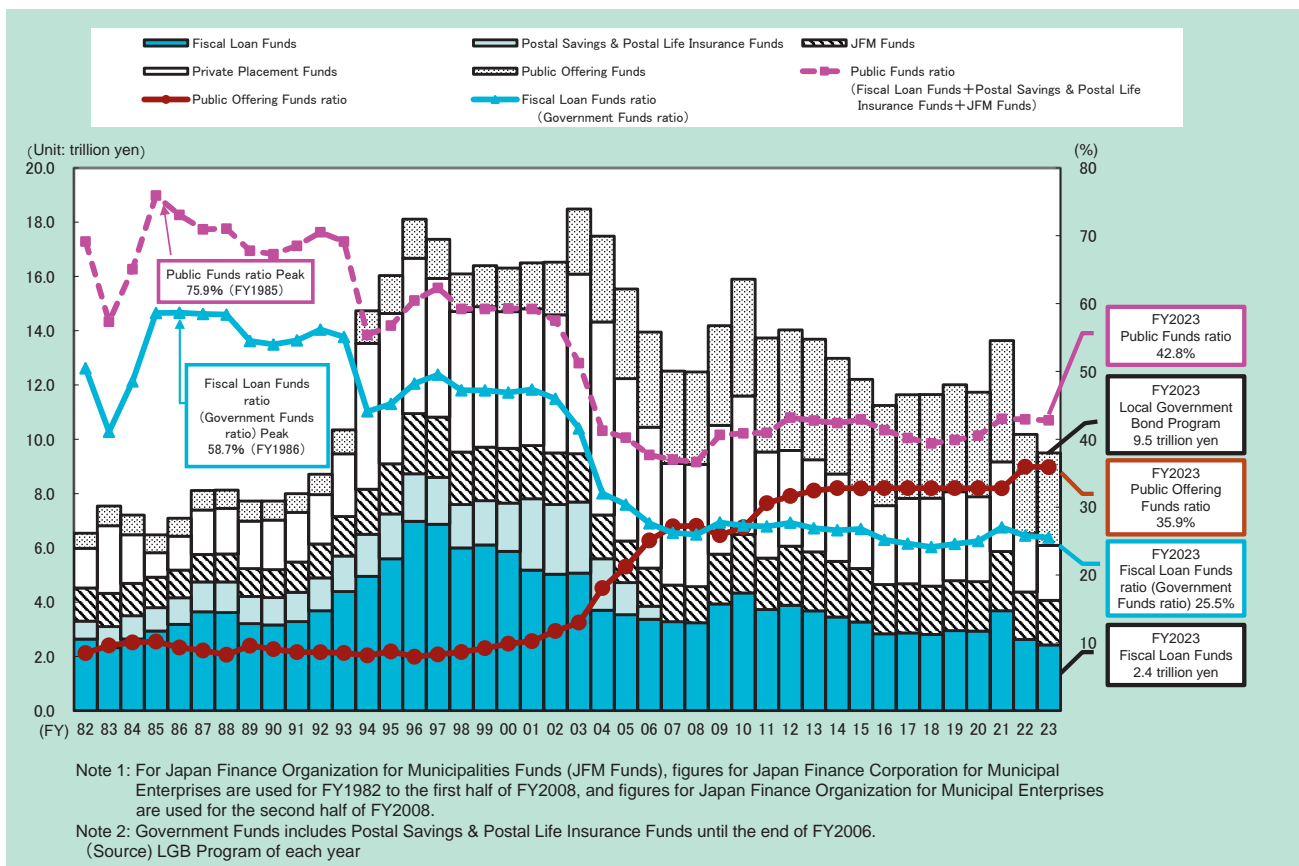
(1) Overview of LGB Program in FY2023



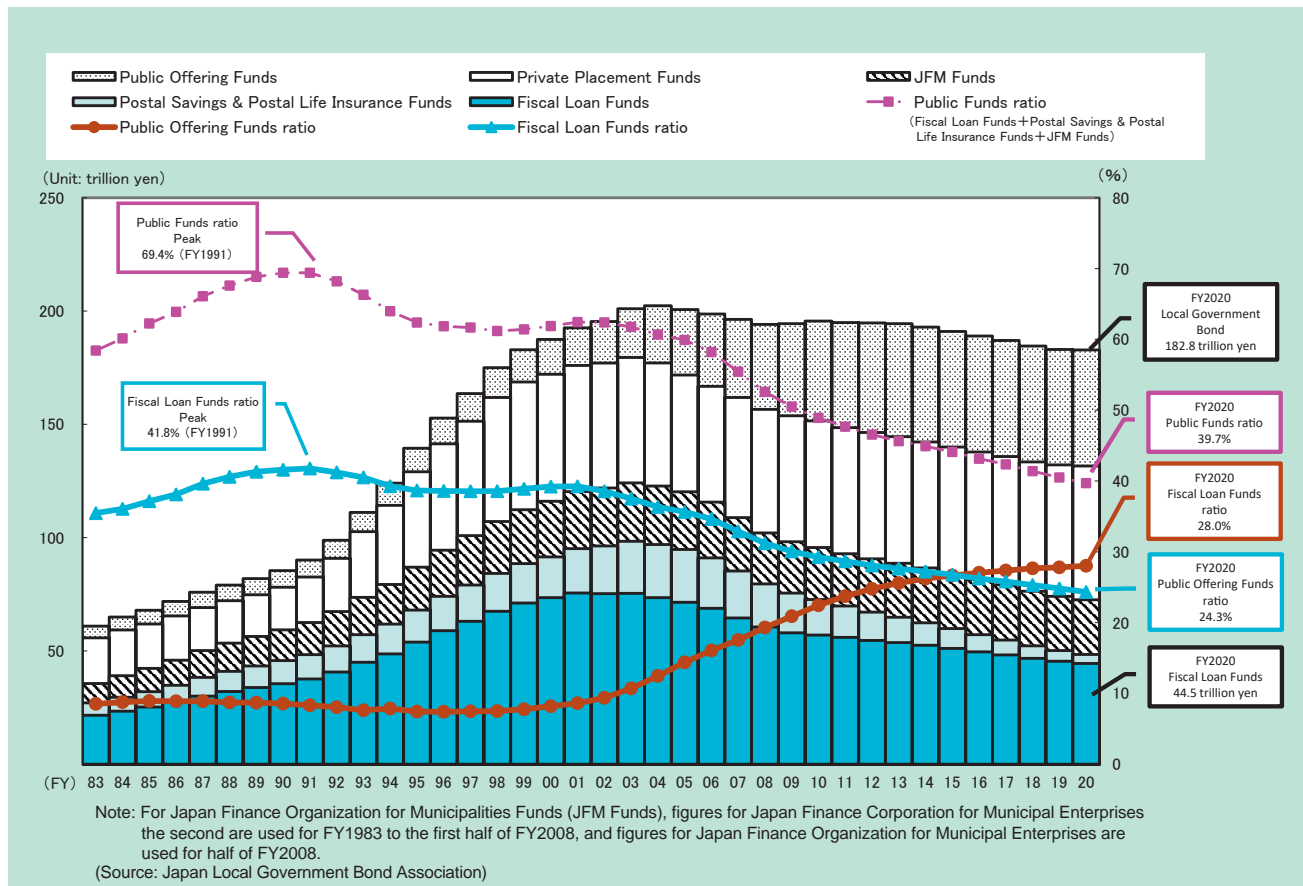
Note: Figures may not sum up to total because of rounding.

(Unit: trillion yen)

(2) LGB Program-Breakdown by Funding Resources



(3) Outstanding Amount of LGB Program-Breakdown by Funding Resources



(4) Issuance Conditions of Public Offering LGBs in FY2022

	Public Offering LGBs						(Reference)		
	10-Year Bonds						JGBs (Long term)		
	Joint-LGBs			Tokyo			10-Year Bonds		
	Nominal Coupon (%)	Offering Price (yen)	Yield to Subscribers (%)	Nominal Coupon (%)	Offering Price (yen)	Yield to Subscribers (%)	Nominal Coupon (%)	Average Price (yen)	Yield at Average Price (%)
2022 April	0.299	100.00	0.299	0.289	100.00	0.289	0.2	99.99	0.201
May	0.304	100.00	0.304	0.294	100.00	0.294	0.2	99.56	0.245
June	0.309	100.00	0.309	0.304	100.00	0.304	0.2	99.62	0.239
July	0.364	100.00	0.364	0.344	100.00	0.344	0.2	99.53	0.248
August	0.315	100.00	0.315	0.275	100.00	0.275	0.2	100.31	0.168
September	0.369	100.00	0.369	0.369	100.00	0.369	0.2	99.66	0.235
October	0.444	100.00	0.444	0.439	100.00	0.439	0.2	99.53	0.248
November	0.449	100.00	0.449	0.429	100.00	0.429	0.2	99.53	0.248
December	0.554	100.00	0.554	0.529	100.00	0.529	0.2	99.52	0.250
2023 January	0.800	100.00	0.800	0.794	100.00	0.794	0.5	100.00	0.500
February	0.740	100.00	0.740	0.740	100.00	0.740	0.5	100.14	0.485
March	0.750	100.00	0.750	0.740	100.00	0.740	0.5	100.00	0.500

(Sources) Ministry of Finance, Japan Local Government Bond Association

(5) Issuance Amount of Public Offering LGBs

(Unit: billion yen)

	Nationwide Public Offering LGBs							Citizen Participatory-Type Public Offering LGBs
	10-Year Bonds		2 or 3-Year Bonds	5-Year Bonds	6 or 7-Year Bonds	12, 15, 18, 20, 25 or 30-Year Bonds	Total	
	Independent-Type	Joint-Type						
FY2012	2,616.0	1,515.0	70.0	1,230.0	90.0	853.0	6,374.0	202.8
FY2013	2,873.0	1,517.0	135.0	1,258.0	101.0	984.0	6,868.0	186.4
FY2014	2,693.0	1,474.0	116.0	1,212.0	70.0	1,204.0	6,769.0	174.6
FY2015	2,710.0	1,421.0	60.0	1,171.0	60.0	1,211.0	6,633.0	148.6
FY2016	2,579.0	1,204.0	—	1,010.0	—	1,429.0	6,222.0	37.3
FY2017	2,241.0	1,206.0	—	1,060.0	—	1,586.0	6,093.0	18.2
FY2018	2,348.0	1,207.0	—	1,074.0	—	1,672.0	6,301.0	20.9
FY2019	2,373.0	1,237.0	—	1,168.0	—	1,667.0	6,445.0	15.3
FY2020	2,738.0	1,206.0	—	1,356.0	—	1,685.0	6,985.0	16.3
FY2021	2,648.0	1,375.0	—	1,430.0	—	1,747.0	7,200.0	15.6
FY2022	2,036.5	1,200.0	20.0	1,377.5	—	861.8	5,495.8	18.2

Note 1: 2-Year Bonds were not issued in FY2022.

Note 2: 3-Year Bonds were not issued in FY2012 and FY2015.

Note 3: 6-Year Bonds were not issued in FY2014 and FY2015.

Note 4: 12-Year Bonds were not issued in FY2016-FY2022.

Note 5: 18-Year Bonds were not issued in FY2012-FY2013 and FY2015-FY2022.

Note 6: 25-Year Bonds were not issued in FY2012-FY2015 and FY2022.

(Sources) Ministry of Finance, Japan Local Government Bond Association